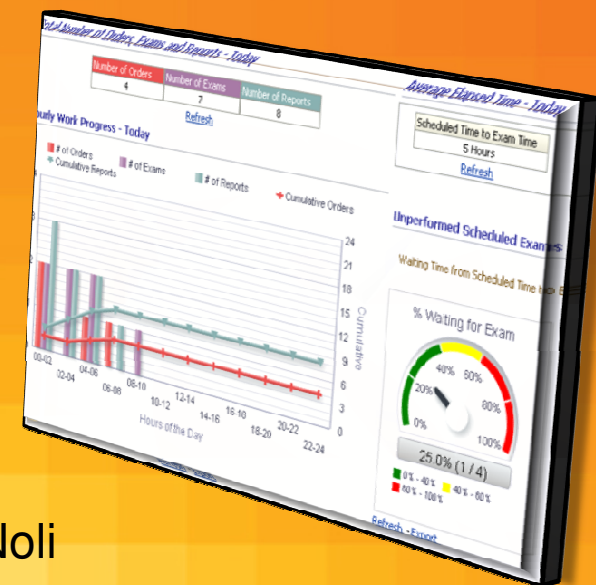




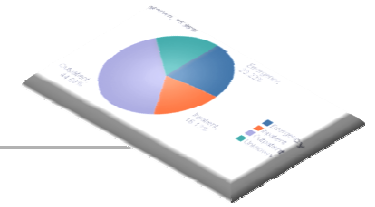
Carestream

# HCIS Vue Beyond



Lorenzo Noli  
WW HCIS Services PLM  
Oct-2013

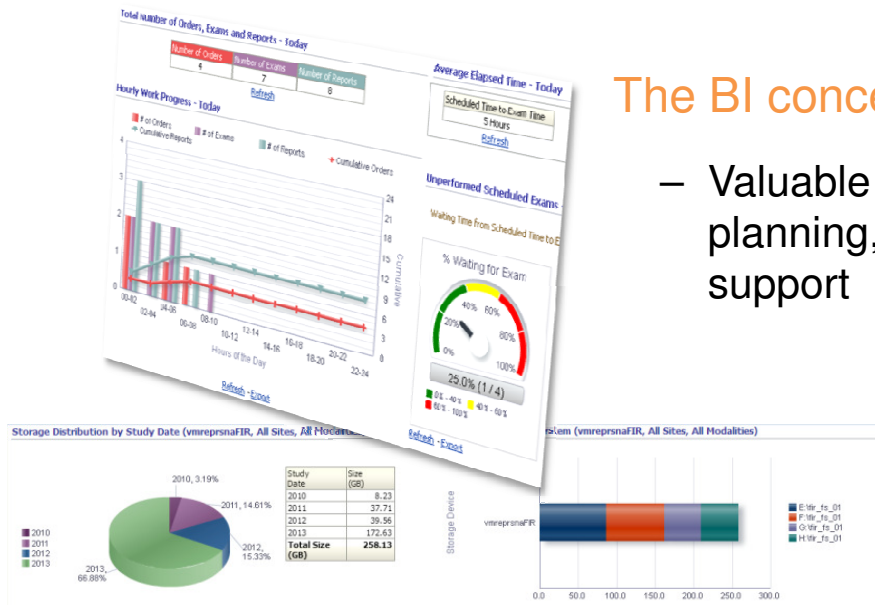
# Value Proposition for Radiology



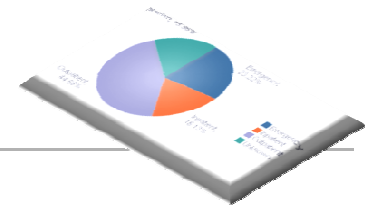
- Vue Beyond belongs to the “Business Intelligence” products family
  - Built on Oracle Business Intelligence Interactive Dashboard
  - Web-based zero footprint portal accessible virtually from anywhere
  - Real-time insights of department performance
  - Interactive graphical dashboards with intelligent analytics
  - Aggregate diverse raw data to provide meaningful business information

## The BI concept is applied to Radiology business

- Valuable real-time intelligence aids strategic planning, performance review and business decision support
  - Identify potential bottlenecks in the workflow and proactive correction
  - Foundation for insight driven decision model to improve quality and efficiency

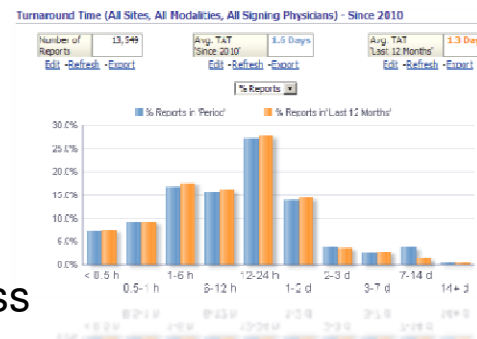
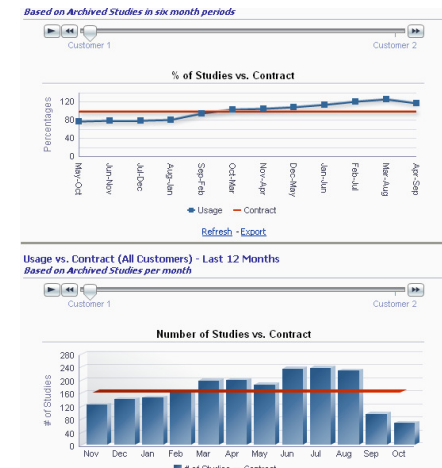


# Product Overview



## • Vue Beyond features

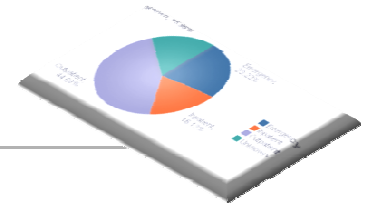
- Real-Time Work Progress of Orders, Exams and Reports
- Final Reports statistics by Signing Physician and Modality
- Turnaround Time
  - Elapsed Time from appointment to exam
  - Elapsed Time from exam to final report (for each Signing Physician)
- Study Volumes and Storage utilization
- Critical Results Notification to track clinical follow up



## – Specific dashboard for Cloud business

- Provide relevant metrics and forecasts for Cloud-type contracts
- Used by Carestream to calculate the monthly fee for each customer
- Provide visibility to customer of actual productivity vs. contract values

# Path Forward



- Next Steps for v12 and beyond

- RVU implementation (Relative Value Units)

- RVU are a measure of value typically used as a reimbursement formula for physician services
- Vue Beyond will use RVU to measure Radiologists' daily productivity targets
- Customizable by user, by associating RVU to specific Procedures

- Real-Time Teleradiology workflow progress

- Queue of unread studies with countdown indicators
- URL link to quickly open any study in Vue Motion with a single click

- Carestream RIS dashboards

- Real-Time Dashboards with a variety of RIS-specific information such as:
  - » exam execution time
  - » repeated exams
  - » rooms usage/allocation
  - » requesting department/organization, technicians' productivity.

**Carestream**